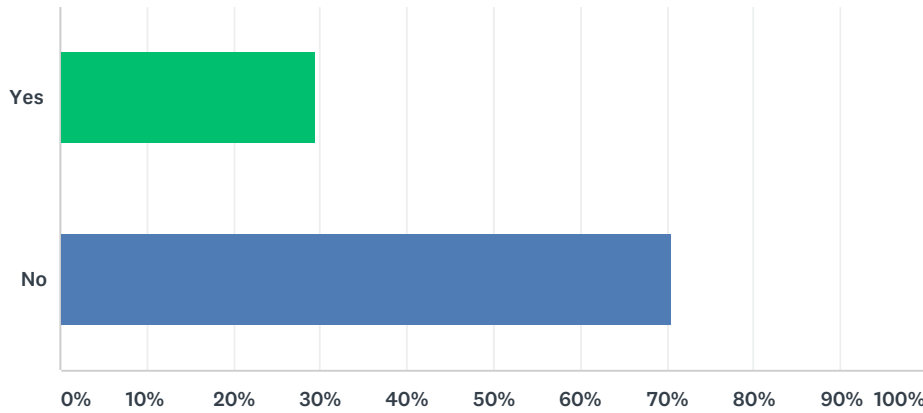


ITP Centre Patient Survey 2017/18



Q2 Did you specifically ask to be referred to this Centre or the doctor running the Centre? (Yes / No)

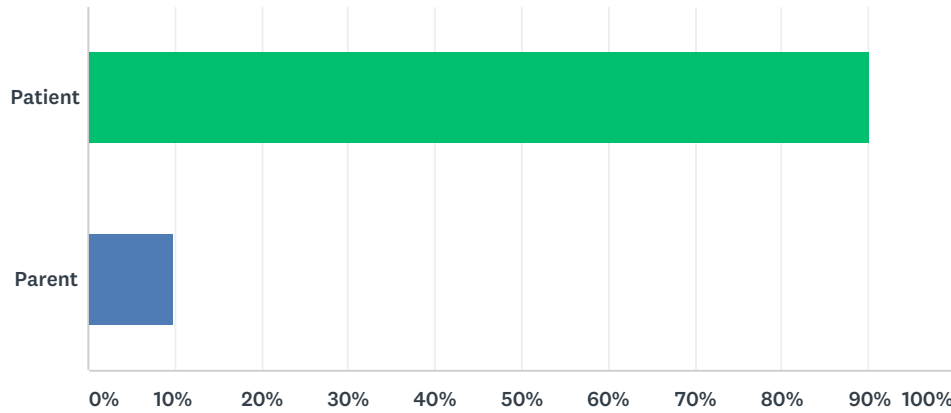
Answered: 230 Skipped: 16



ANSWER CHOICES	RESPONSES	
Yes	29.57%	68
No	70.43%	162
TOTAL		230

Q4 Are you completing this survey as an ITP patient or the parent of a child with ITP? (Patient / Parent of child)

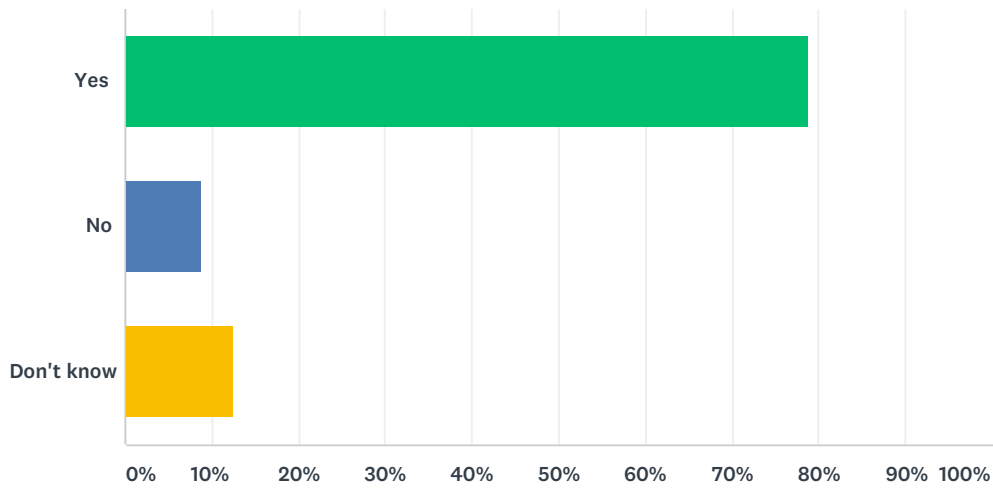
Answered: 233 Skipped: 13



ANSWER CHOICES	RESPONSES	
Patient	90.13%	210
Parent	9.87%	23
TOTAL		233

Q6 Does your doctor have a treatment plan for you? (Yes / No / Don't know)

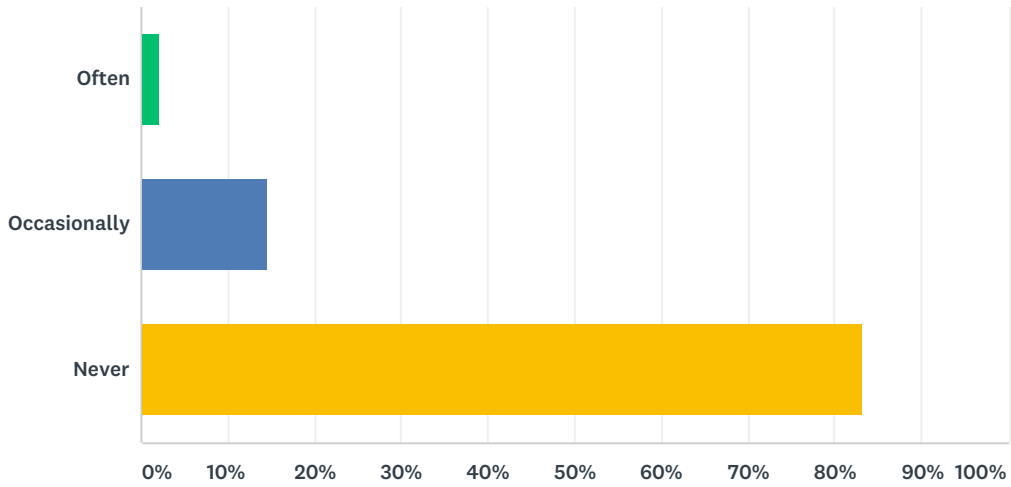
Answered: 241 Skipped: 5



ANSWER CHOICES	RESPONSES	
Yes	78.84%	190
No	8.71%	21
Don't know	12.45%	30
TOTAL		241

Q7 Have you ever had conflicting advice from different doctors in the team? (Often / Occasionally / Never)

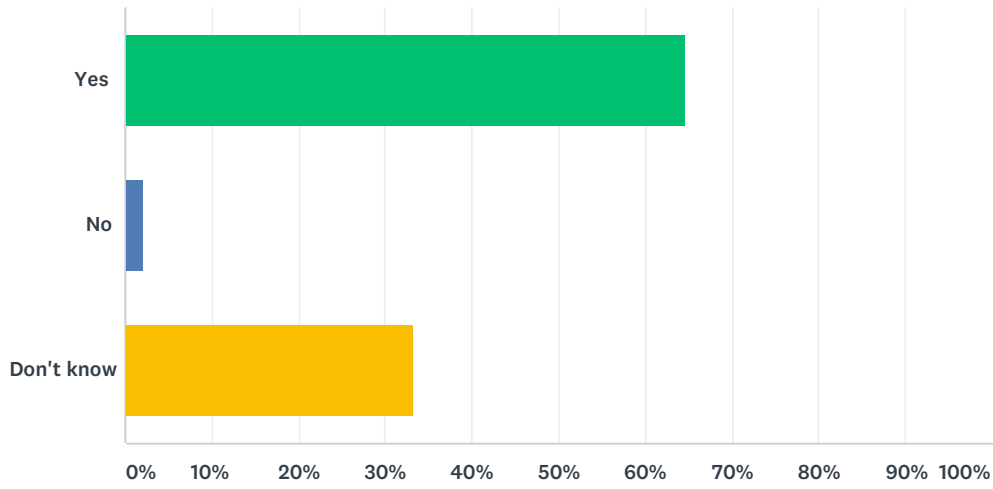
Answered: 245 Skipped: 1



ANSWER CHOICES	RESPONSES
Often	2.04% 5
Occasionally	14.69% 36
Never	83.27% 204
TOTAL	245

Q8 Is there an ITP specialist nurse in the clinic? (Yes / No / Don't know)

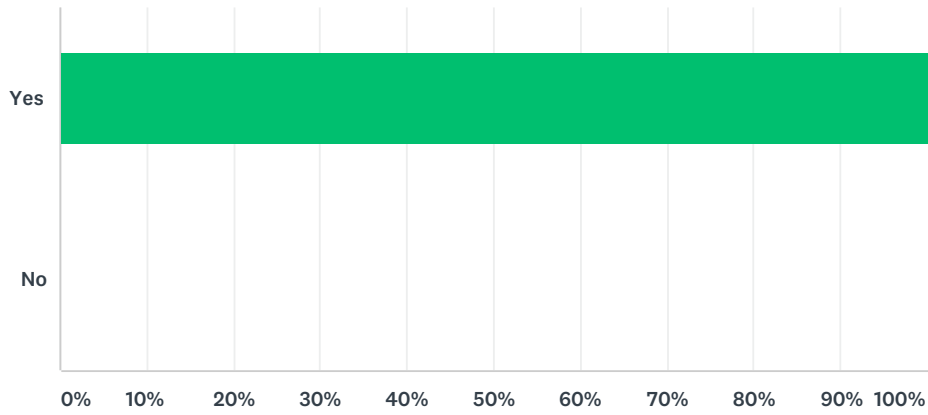
Answered: 241 Skipped: 5



ANSWER CHOICES	RESPONSES	
Yes	64.73%	156
No	2.07%	5
Don't know	33.20%	80
TOTAL		241

Q9 Are the staff friendly, polite and attentive? (Yes / No)

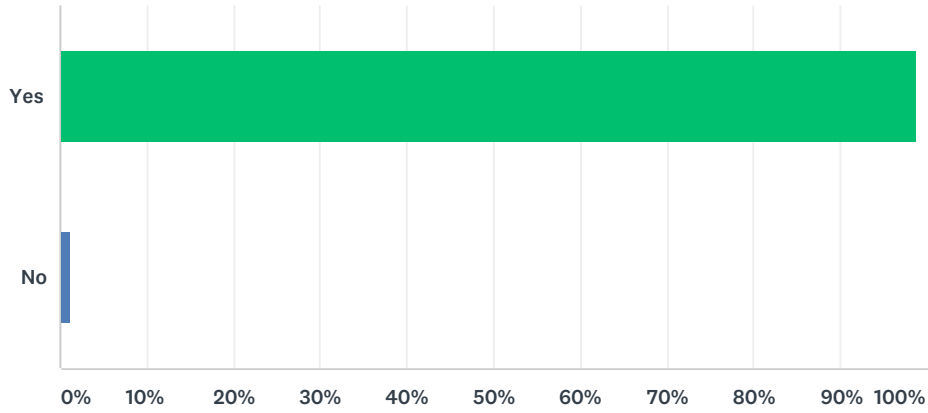
Answered: 245 Skipped: 1



ANSWER CHOICES	RESPONSES	
Yes	100.00%	245
No	0.00%	0
TOTAL		245

Q10 Are you given time to ask questions or express concerns? (Yes / No)

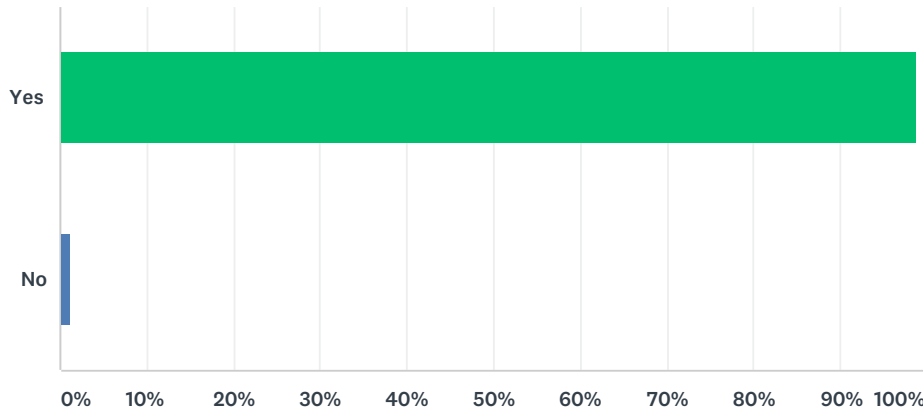
Answered: 245 Skipped: 1



ANSWER CHOICES	RESPONSES	
Yes	98.78%	242
No	1.22%	3
TOTAL		245

Q11 Do the team attempt to answer your questions (bearing in mind much is unknown in ITP) (Yes / No)

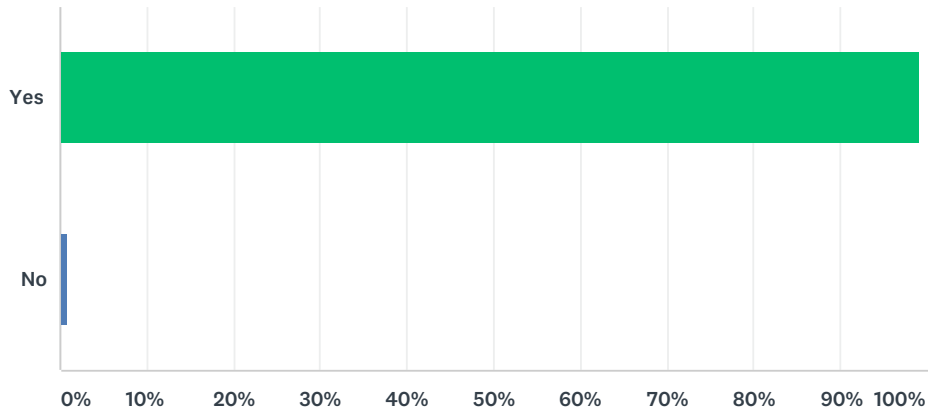
Answered: 245 Skipped: 1



ANSWER CHOICES	RESPONSES	
Yes	98.78%	242
No	1.22%	3
TOTAL		245

Q12 Are you happy with your doctor's efforts to manage your ITP? (Yes / No)

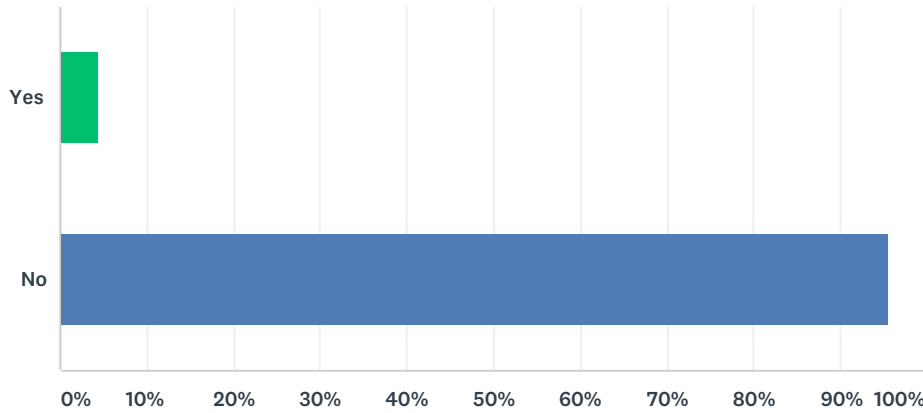
Answered: 245 Skipped: 1



ANSWER CHOICES	RESPONSES	
Yes	99.18%	243
No	0.82%	2
TOTAL		245

Q13 Have you ever been pushed into having an ITP treatment you didn't want? (Yes / No)

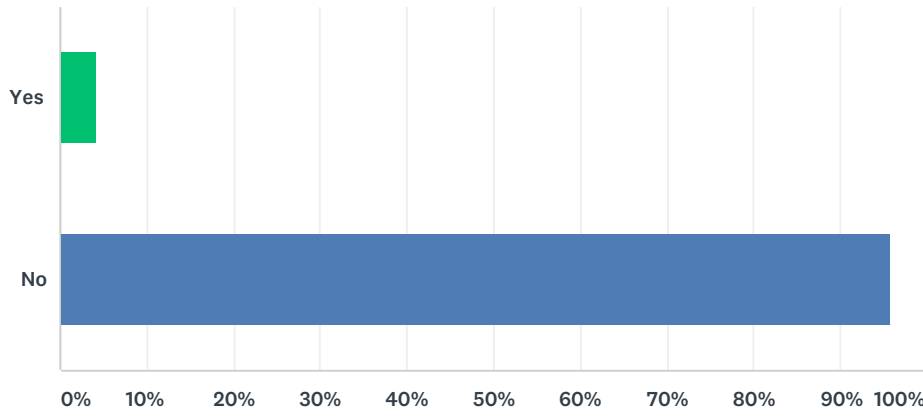
Answered: 245 Skipped: 1



ANSWER CHOICES	RESPONSES	
Yes	4.49%	11
No	95.51%	234
TOTAL		245

Q14 Have you ever been refused an ITP treatment you did want? (Yes / No)

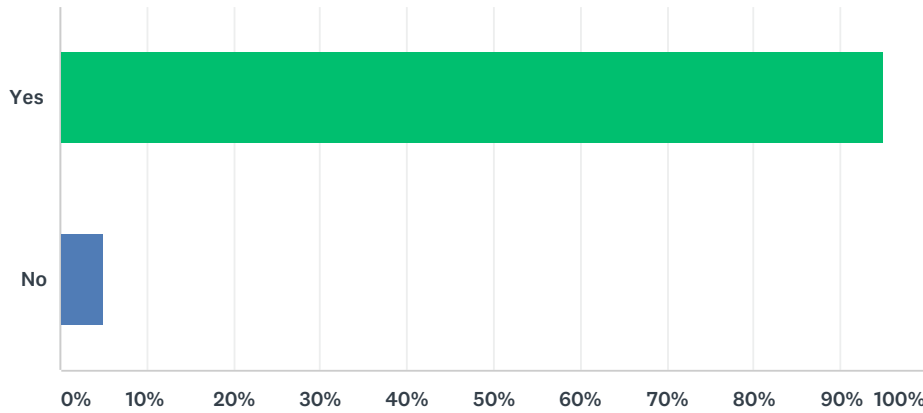
Answered: 242 Skipped: 4



ANSWER CHOICES	RESPONSES	
Yes	4.13%	10
No	95.87%	232
TOTAL		242

Q15 Have you been given clear instructions about any medications and know that you need to take them as prescribed. (Yes / No)

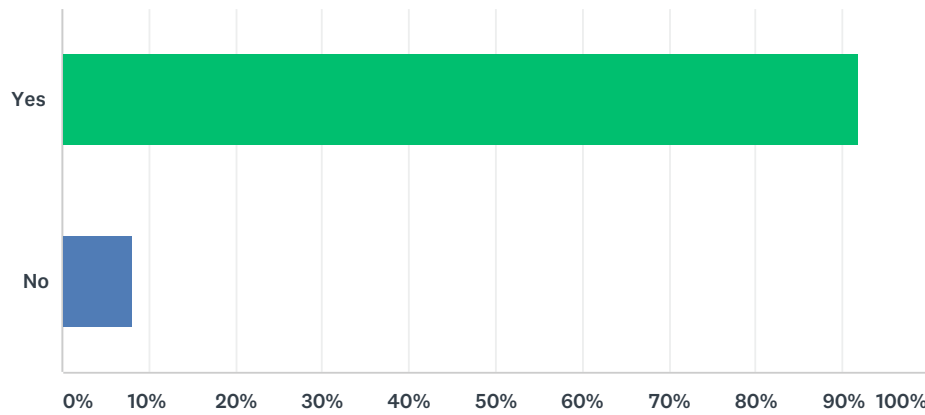
Answered: 237 Skipped: 9



ANSWER CHOICES	RESPONSES	
Yes	94.94%	225
No	5.06%	12
TOTAL		237

Q16 Were you told about any possible side effects from your medication? (Yes / No)

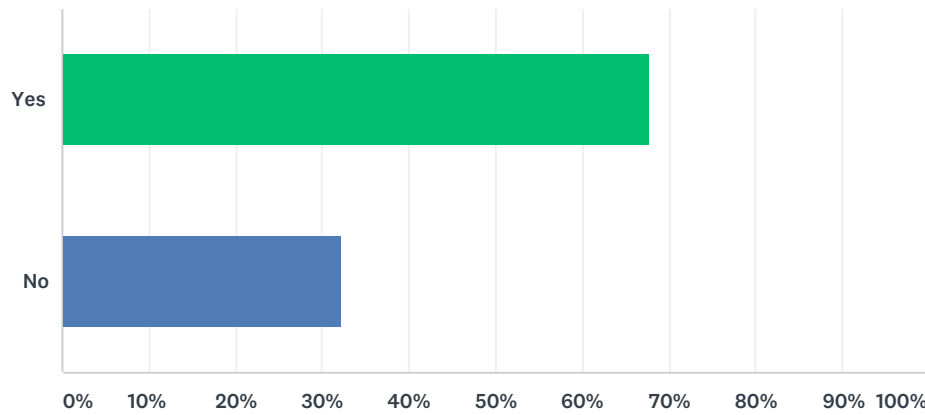
Answered: 232 Skipped: 14



ANSWER CHOICES	RESPONSES	
Yes	91.81%	213
No	8.19%	19
TOTAL		232

Q17 Have you been offered the opportunity to take part in any clinical trials or studies? (Yes / No)

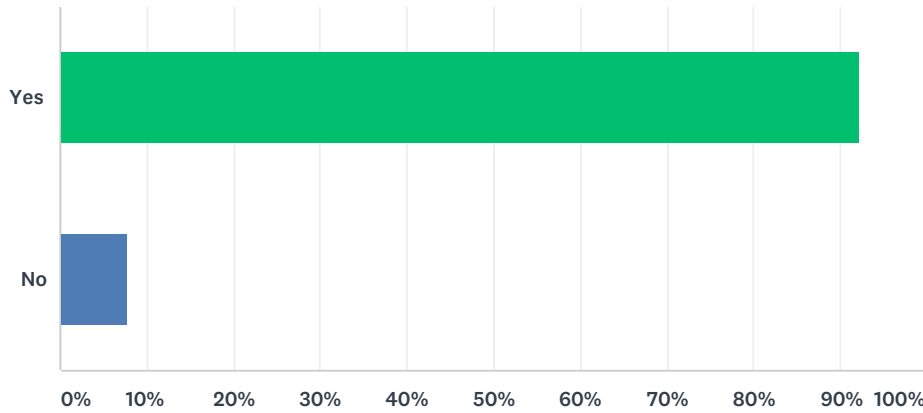
Answered: 239 Skipped: 7



ANSWER CHOICES	RESPONSES	
Yes	67.78%	162
No	32.22%	77
TOTAL		239

Q18 Have you been given a number to ring in case of emergencies or urgent enquiries? (Yes / No)

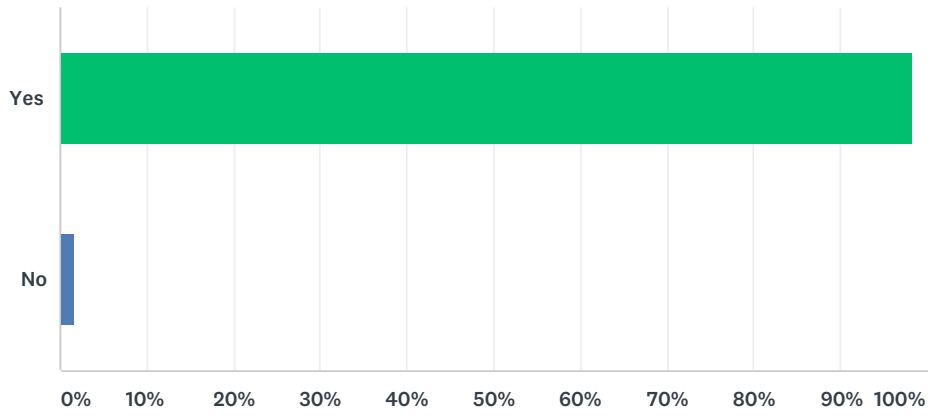
Answered: 244 Skipped: 2



ANSWER CHOICES	RESPONSES	
Yes	92.21%	225
No	7.79%	19
TOTAL		244

Q19 Has the overall quality of care met your expectations? (Yes / No)

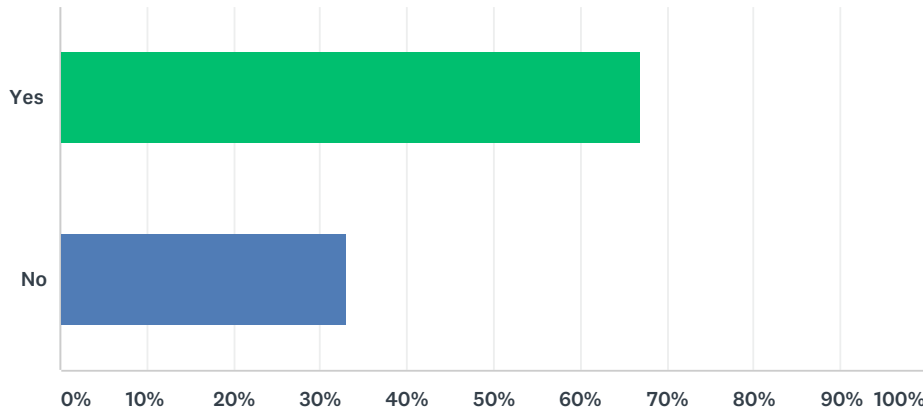
Answered: 242 Skipped: 4



ANSWER CHOICES	RESPONSES	
Yes	98.35%	238
No	1.65%	4
TOTAL		242

Q20 Were you provided with information about the ITP Support Association during your first visit? (Yes / No)

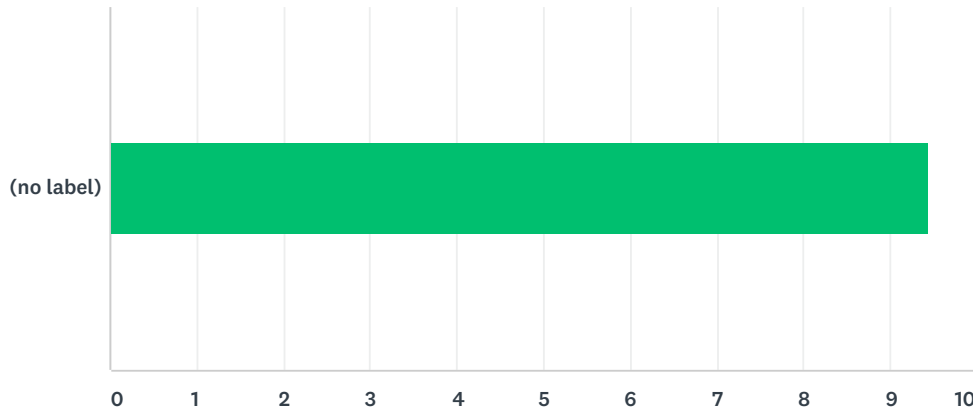
Answered: 239 Skipped: 7



ANSWER CHOICES	RESPONSES	
Yes	66.95%	160
No	33.05%	79
TOTAL		239

Q23 On a scale of 1 to 10 (1 = very poor, 10 = first class) what number would you use to rate this ITP Clinical Centre.

Answered: 239 Skipped: 7



	1	2	3	4	5	6	7	8	9	10	TOTAL	WEIGHTED AVERAGE
(no label)	0.42%	0.00%	0.00%	0.00%	1.26%	0.84%	1.26%	11.72%	15.90%	68.62%	239	9.44
	1	0	0	0	3	2	3	28	38	164		